



TRUCK MOUNTED CRANE


# RHINO BS 325

Exceptional Precision and Superior Lifting Capacity

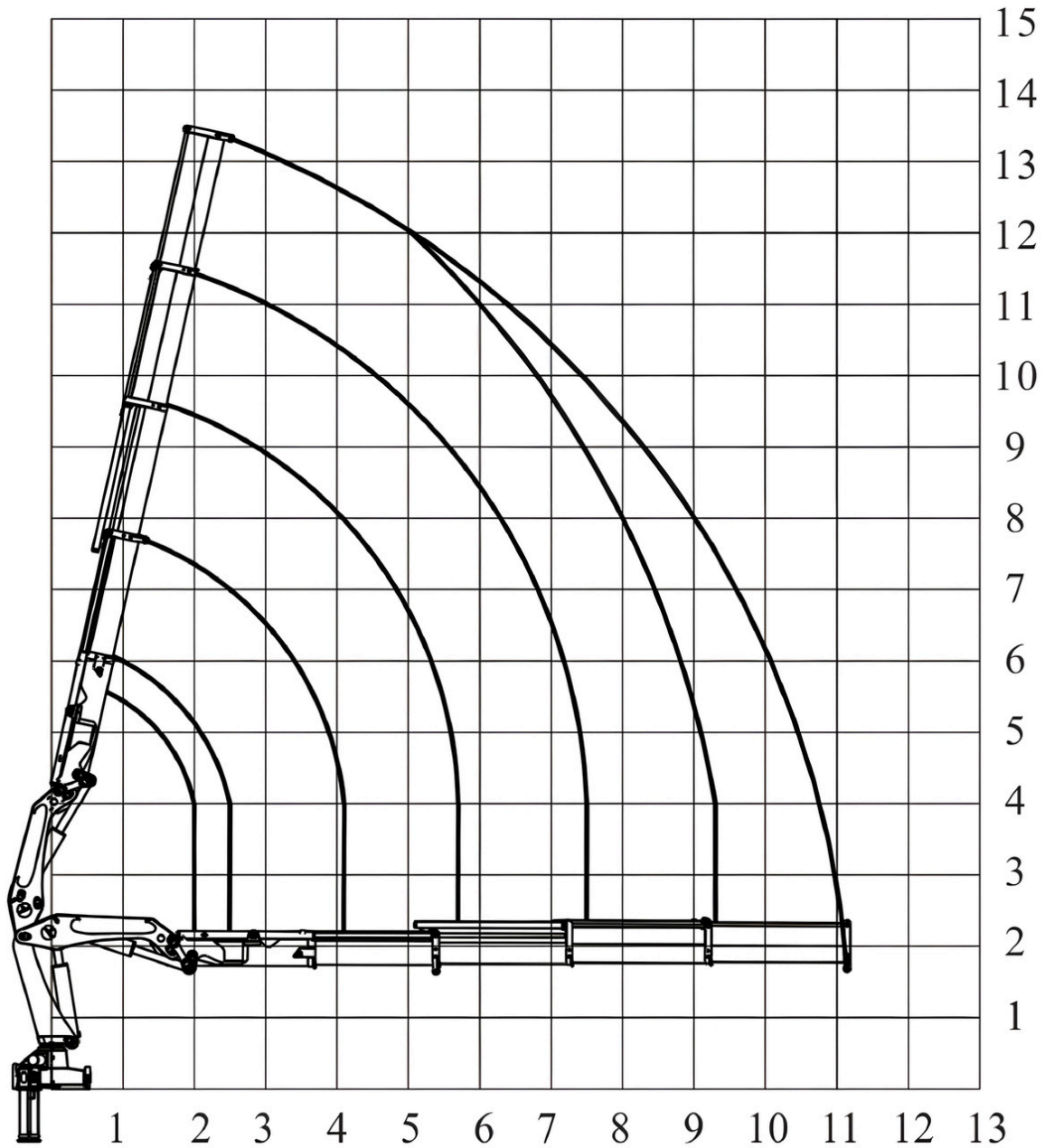


## STANDARD FEATURE

- **Design in accordance with EN12999**
- Built with High Tensile Steel
- Directional Control Valve
- European made Load Holding Valves
- Power Linkage
- Oil Cooler
- Oil Tank
- Assembly Kit



# LOAD DIAGRAMS



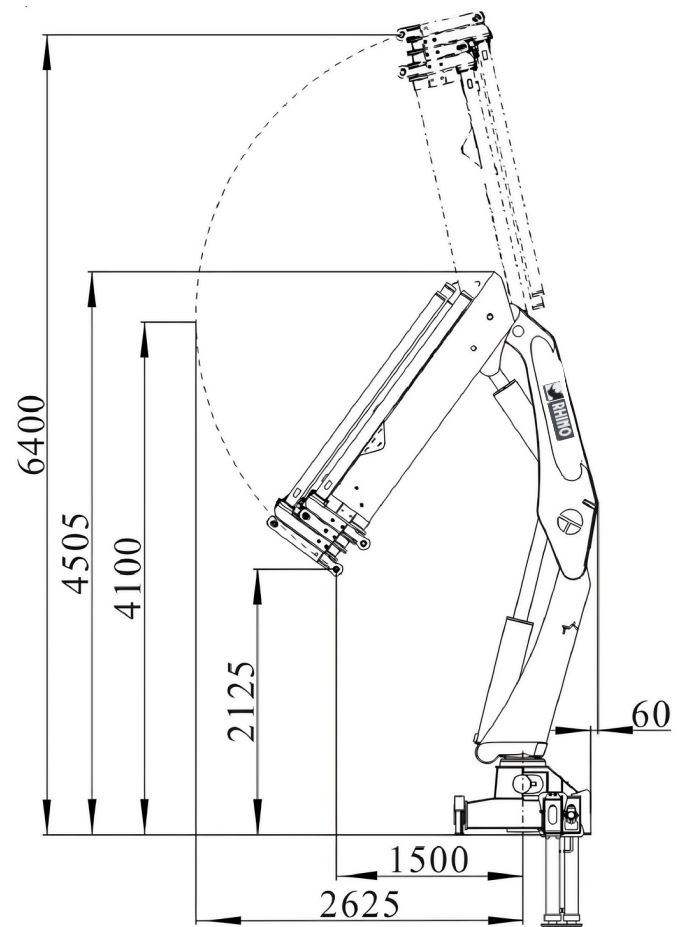
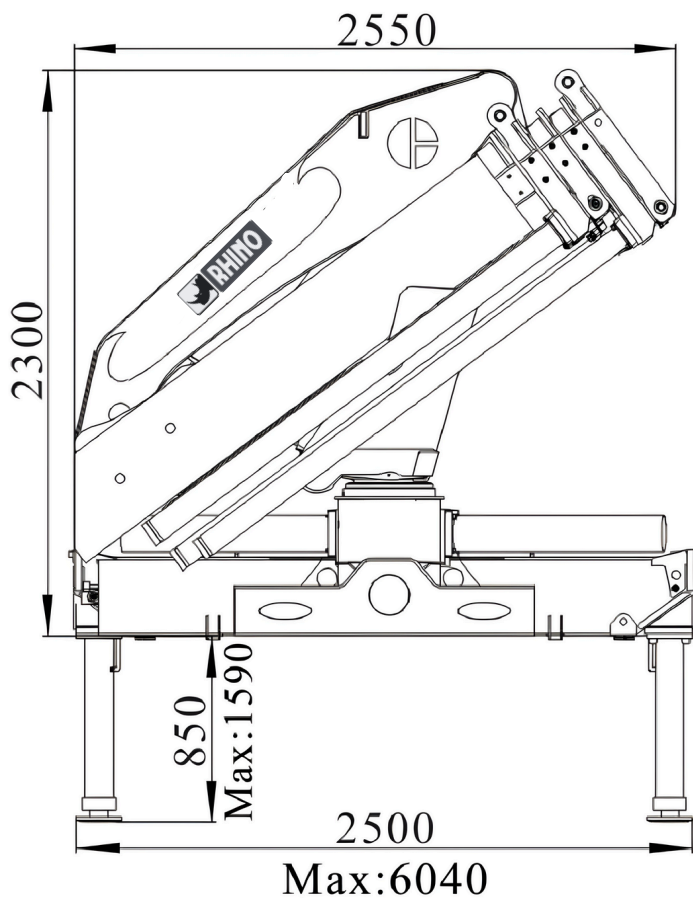
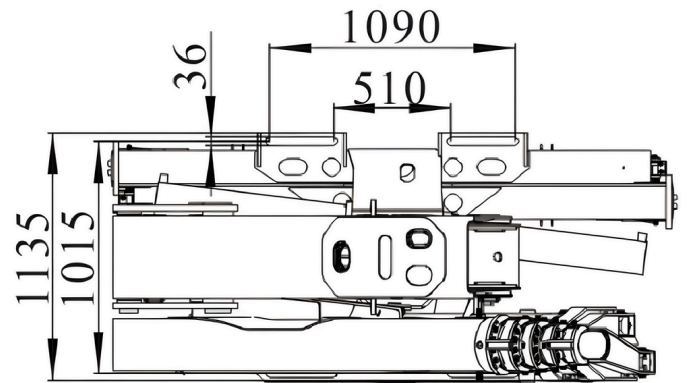
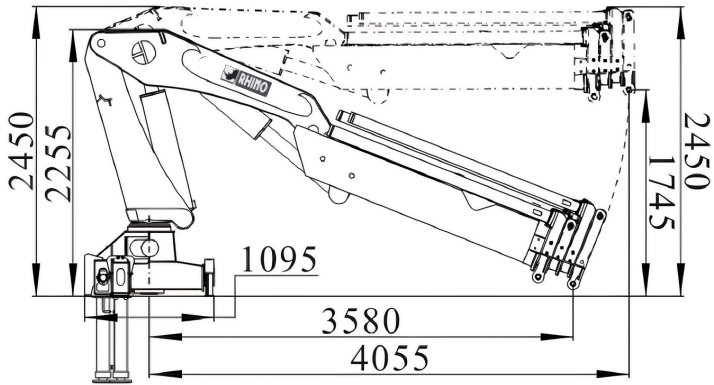
**325 - 3**

M	4.0	5.6	7.4	9.3
Kg	7,400	5,000	3,500	2,800

**325 - 4**

M	4.1	5.7	7.5	9.5	11.2
Kg	7,100	4,800	3,300	2,600	2,100

# DIMENSIONS



# TECHNICAL SPECIFICATIONS

	<b>RHINO BS 325 - 3</b>	<b>RHINO BS 325 - 4</b>
Lifting Capacity (tm)	<b>31</b>	<b>30.5</b>
Slewing Angle (°)	<b>385</b>	<b>385</b>
Pressure (bar)	<b>320</b>	<b>320</b>
Oil Tank Capacity (L)	<b>160</b>	<b>160</b>
Pump Capacity (l/min)	<b>60 - 80</b>	<b>60 - 80</b>
Stabilizer Spread (mm)	<b>1,770 + 1,770</b>	<b>1,770 + 1,770</b>
Crane Weight with Stabilizer (kg)	<b>3,390 ± 5%</b>	<b>3,540 ± 5%</b>

# ACCESSORIES


**RADIO REMOTE CONTROL**

**WINCH**

**BUCKET**


**REAR STABILIZER**


**TOP SEAT**


**ROTATOR**



**RHINO MACHINERY SDN BHD**  
**(1097988-X)**



 +603-6038 6866

 +6019-279 8373 / +6016-210 1461

 rhinomachinery.co@gmail.com

 www.rhinocrane.my