



TRUCK MOUNTED CRANE


# RHINO BS 235

Exceptional Precision and Superior Lifting Capacity

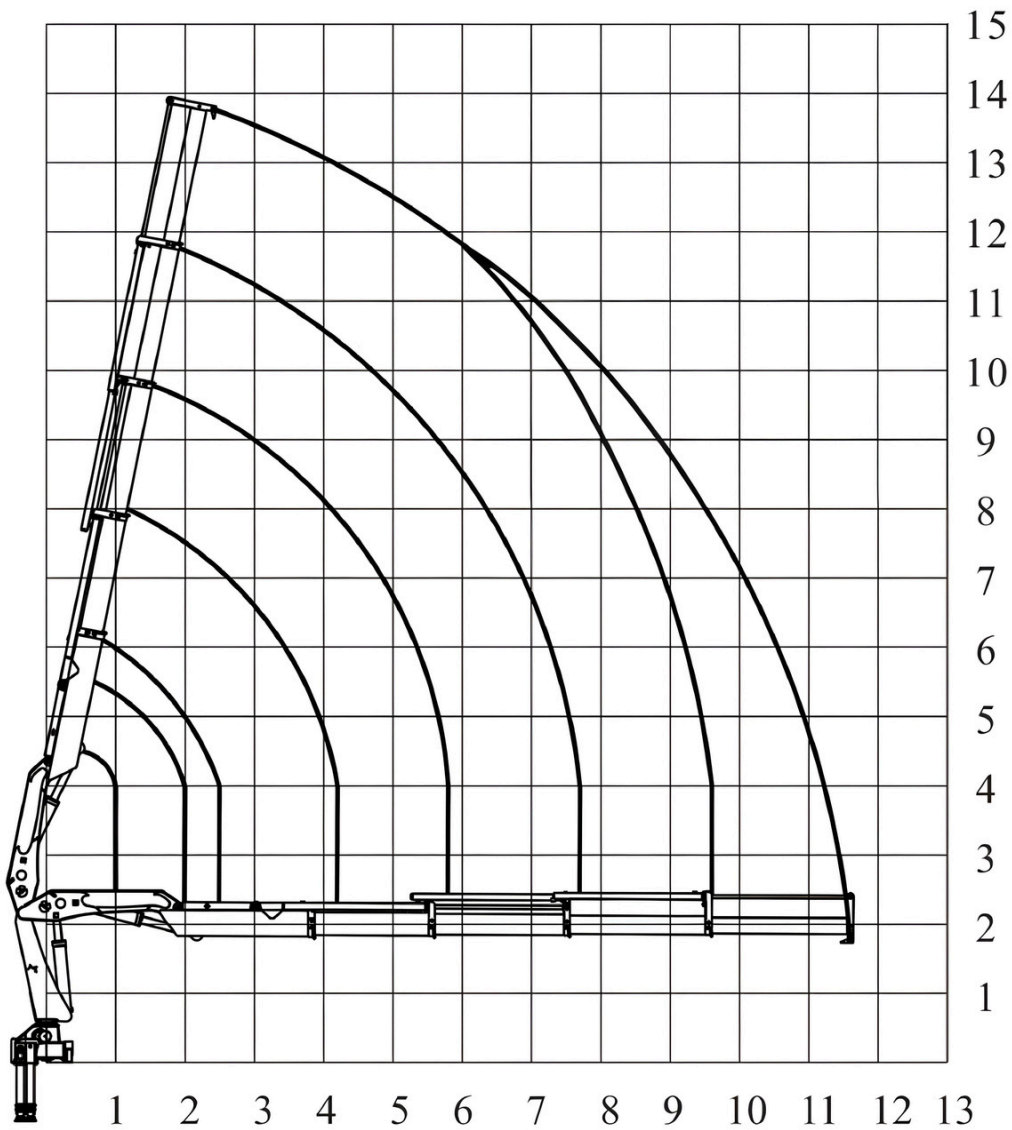


## STANDARD FEATURE

- **Design in accordance with EN12999**
- Built with High Tensile Steel
- Directional Control Valve
- European made Load Holding Valves
- Power Linkage
- Oil Cooler
- Oil Tank
- Assembly Kit



# LOAD DIAGRAMS



## 235-3

M	2.5	4.1	6.2	8.3	10.4
Kg	7,500	5,200	3,300	2,360	1,805

## 235-4

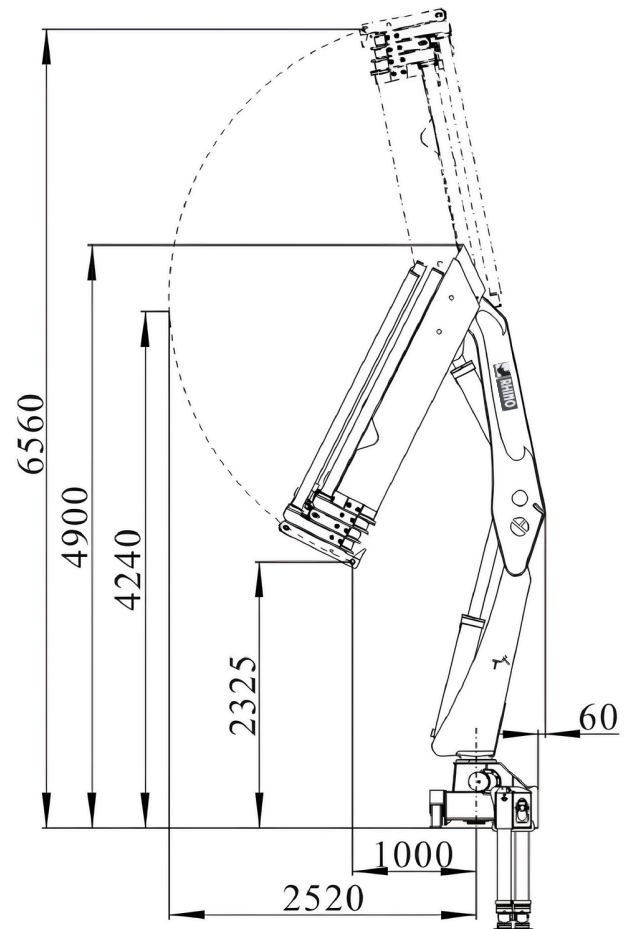
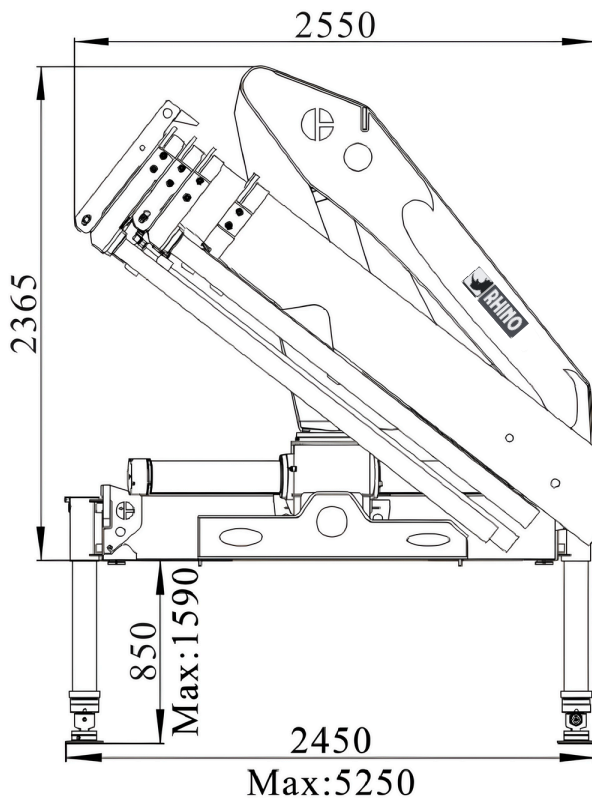
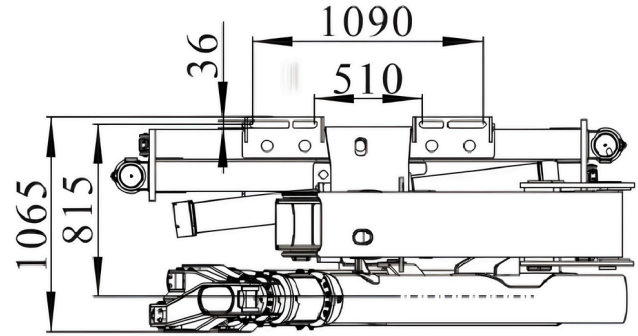
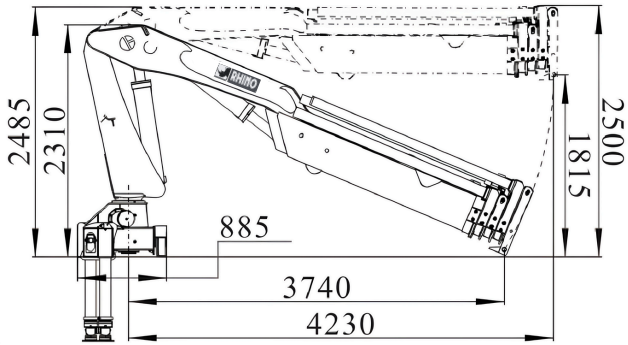
M	2.5	4.2	6.3	8.4	10.5	12.5
Kg	7,300	5,000	3,170	2,200	1,680	1,400

## 235-5

M	2.5	4.2	6.3	8.4	10.5	12.5	14.5
Kg	7,100	4,800	2,080	1,815	1,550	1,250	900



# DIMENSIONS



# TECHNICAL SPECIFICATIONS

	<b>RHINO BS 235 - 3</b>	<b>RHINO BS 235 - 4</b>	<b>RHINO BS 235 - 5</b>
Lifting Capacity (tm)	<b>21</b>	<b>20.5</b>	<b>20</b>
Slewing Angle (°)	<b>385</b>	<b>385</b>	<b>385</b>
Pressure (bar)	<b>320</b>	<b>320</b>	<b>320</b>
Oil Tank Capacity (L)	<b>130</b>	<b>130</b>	<b>130</b>
Pump Capacity (l/min)	<b>60 - 80</b>	<b>60 - 80</b>	<b>60 - 80</b>
Stabilizer Spread (mm)	<b>1,400 + 1,400</b>	<b>1,400 + 1,400</b>	<b>1,400 + 1,400</b>
Crane Weight with Stabilizer (kg)	<b>3,005 ± 5%</b>	<b>3,155 ± 5%</b>	<b>3,255 ± 5%</b>

# ACCESSORIES


**RADIO REMOTE CONTROL**

**WINCH**

**BUCKET**


**REAR STABILIZER**

**TOP SEAT**


**ROTATOR**




**RHINO MACHINERY SDN BHD**  
**(1097988-X)**



 +603-6038 6866

 +6019-279 8373 / +6016-210 1461

 rhinomachinery.co@gmail.com

 www.rhinocrane.my